

## Gene Section

### Review

# ETV6 (ets variant 6)

Etienne De Braekeleer, Nathalie Douet-Guilbert, Marc De Braekeleer

Cytogenetics Laboratory, Faculty of Medicine, University of Brest, France (EDB, NDG, MDB)

Published in Atlas Database: March 2014

Online updated version : <http://AtlasGeneticsOncology.org/Genes/ETV6ID38.html>  
DOI: 10.4267/2042/54367

This article is an update of :

Knezevich S. ETV6 (ETS variant gene 6 (TEL oncogene)). *Atlas Genet Cytogenet Oncol Haematol* 2005;9(4):272-275.  
Romana SP. ETV6 (ETS variant gene 6 (TEL oncogene)). *Atlas Genet Cytogenet Oncol Haematol* 1999;3(4):181-182.

This work is licensed under a Creative Commons Attribution-Noncommercial-No Derivative Works 2.0 France Licence.  
© 2014 *Atlas of Genetics and Cytogenetics in Oncology and Haematology*

## Abstract

The ETV6 gene located at band 12p13 encodes a protein containing two major domains, the HLH (helix-loop-helix) domain, encoded by exons 3 and 4, and the ETS domain, encoded by exons 6 through 8, with in between the internal domain encoded by exon 5. ETV6 is a strong transcriptional repressor, acting through its HLH and internal domains. Five potential mechanisms of ETV6-mediated carcinogenesis have been identified: constitutive activation of the kinase activity of the partner protein, modification of the original functions of a transcription factor, loss of function of the fusion gene, affecting ETV6 and the partner gene, activation of a proto-oncogene in the vicinity of a chromosomal translocation and dominant negative effect of the fusion protein over transcriptional repression mediated by wild-type ETV6. Thirty-three ETV6 partner genes have been identified.



ETV6 (12p13.2) in normal cells: clone dJ852F10 - Courtesy Mariano Rocchi, Resources for Molecular Cytogenetics.

## DNA/RNA

### Description

A member of the ets (E-26 transforming specific) family of transcription factors; the gene spans a region of 240 kb and consists of 8 exons. There are two start codons, one (exon 1a starting at codon 1) located at the beginning of the gene and another alternative (exon 1b starting at codon 43) upstream of exon 3.

### Transcription

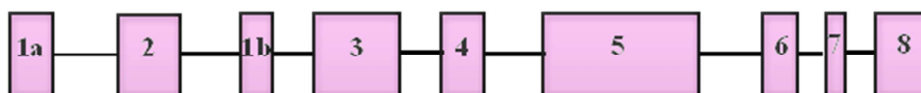
Transcription is from telomere to centromere; there are three species of transcripts : 2400 kb, 4300 kb and 6200 kb; the gene encodes for a 1356 kb cDNA.

## Identity

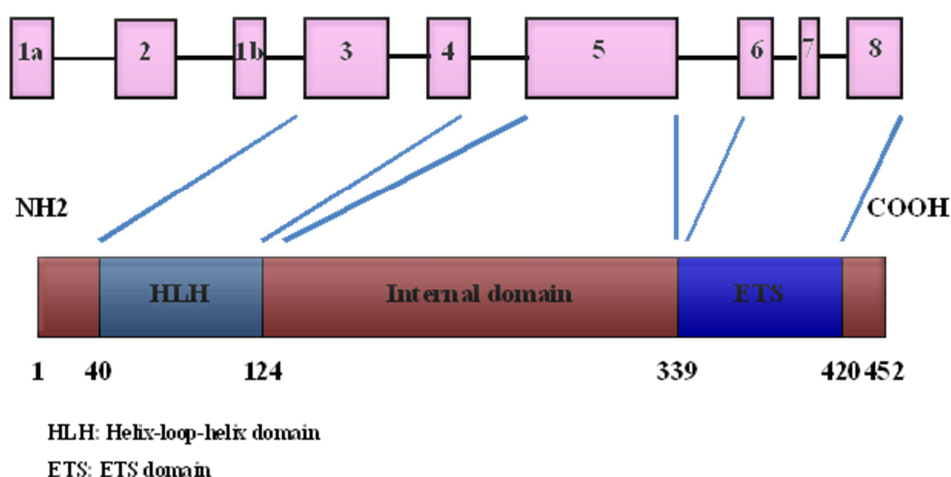
**Other names:** TEL, TEL1

**HGNC (Hugo):** ETV6

**Location:** 12p13.2



**Schematic diagram of the ETV6 gene showing the 8 exons.** Exon 1b is an alternative exon located in intron 2. Reprinted from *Leukemia Research*, vol 36, De Braekeleer E et al. ETV6 fusion genes in hematological malignancies: A review. Pages 945-961, 2012. With permission from Elsevier.



**Schematic diagram of the ETV6 protein showing the major domains.** Reprinted from Leukemia Research, vol 36, De Braekeleer E et al. ETV6 fusion genes in hematological malignancies: A review. Pages 945-961, 2012. With permission from Elsevier.

## Protein

### Description

The ETV6 protein is a 452 amino acid polypeptide that shares homology at the 5' and 3' ends with other ETS family members. ETS proteins form one of the largest families of signal-dependent transcriptional regulators, mediating cell proliferation, differentiation and tumorigenesis.

The ETV6 protein contains two major domains, the HLH (helix-loop-helix) and ETS domains.

The HLH domain, also referred to as the pointed or sterile alpha motif domain, is encoded by exons 3 and 4 and is responsible for hetero- and homodimerization with other ETV6 proteins and possibly other ets family members.

The ETS domain, encoded by exons 6 through 8, is responsible for sequence specific DNA-binding and protein-protein interaction. A central domain, called internal domain, is encoded by exon 5 and is involved in the recruitment of a repression complex including N-Cor, mSin3 and SMRT.

### Expression

Expression arrays and Northern analysis have shown ubiquitous expression with greater expression in bone marrow, spleen and thymus.

### Localisation

Immunofluorescence has shown a nuclear localization.

### Function

The ETV6 protein plays a crucial role in the embryonic development and hematopoietic regulation.

ETV6 is essential for normal development and is specifically required for maintaining blood vessel integrity within the developing yolk sac and survival of different cell types in the developing embryo.

ETV6 is essential for the establishment of hematopoiesis of all lineages in the bone marrow.

ETV6 is a strong transcriptional repressor. Repression is mediated by the HLH domain and the internal domain.

Repression by the HLH domain is mediated through interaction with the HLH domain of L3MBTL1, a member of the polycomb group of chromatin-associated proteins, that can maintain long term repression of genes through a histone deacetylase-independent mechanism.

Repression by the internal domain is mediated through interaction with corepressors such as N-Cor, mSin3 and SMRT, which in turn can recruit histone deacetylases.

## Mutations

### Note

ETV6 is implicated in leukemia, myelodysplastic syndromes and sarcoma.

**Deletions:** ETV6 is frequently deleted in hematological malignancies.

The deletion of the normal (untranslocated) ETV6 allele in the presence of a translocation affecting ETV6 is quite frequent, notably in patients with ETV6-RUNX1, ETV6-NTRK3, ETV6-ABL1, ETV6-ACSL6 and ETV6-STL fusion.

Deletion of an ETV6 allele has also been observed in the absence of rearrangement of the second allele.

## Implicated in

### ***t(1;12)(p36;p13) MDS2/ETV6***

#### **Disease**

One CML with t(9;22) (no molecular analysis) and one refractory anemia with excess of blasts in transformation.

#### **Abnormal protein**

Truncated ETV6 protein lacking critical functional domains and suggesting a loss of function of ETV6.

#### **Oncogenesis**

Loss of function of ETV6? Expression of RPL11, centromeric to MDS2 (63.5 kb) much higher in the patient than in controls.

### ***t(1;12)(q21;p13) ARNT/ETV6***

#### **Disease**

One AML-M2 and one T-cell acute lymphoblastic leukemia.

#### **Hybrid/Mutated gene**

The ETV6-ARNT transcript contains the first 4 exons of ETV6 fused in frame with exon 1 or 2 of ARNT.

#### **Abnormal protein**

The ETV6-ARNT protein contains the oligomerization domain of ETV6 and almost all of the ARNT protein, including its major domains.

#### **Oncogenesis**

Given the presence of the oligomerization domain of ETV6 in the ETV6-ARNT protein, it is expected that the HLH domain of ETV6 convert ARNT from a transcriptional activator into a repressor. Furthermore, the ETV6-ARNT fusion protein retaining the HLH domain of ETV6 could interact with the other ETV6 protein.

### ***t(1;12)(q25;p13) ABL2/ETV6***

#### **Disease**

AML-M3, AML-M4, T-cell ALL, B-cell ALL.

#### **Hybrid/Mutated gene**

Breakpoint in intron 5 of ETV6 in all three cases.

#### **Abnormal protein**

Fusion protein contains the HLH oligomerization domain of ETV6 and the SH2, SH3, and protein tyrosine kinase domains of ABL2.

#### **Oncogenesis**

Constitutive activation of the kinase activity of ABL2.

### ***t(3;12)(q26;p13) MDS1-EVI1 (MECOM)/ETV6***

#### **Note**

Rare, but recurrent, chromosomal aberration (more than 30 cases). Few patients studied on a molecular level.

#### **Disease**

Myeloproliferative disorders, myelodysplastic syndromes and acute myelogenous leukemia.

#### **Hybrid/Mutated gene**

Two different mechanisms for generating the fusion gene.

First mechanism: in-frame chimeric transcript consisting of the first two exons of ETV6 fused to MDS1 sequences, which in turn is fused to the second exon of the EVI1 gene.

Second mechanism: direct fusion between ETV6 and EVI1, in which case an out-of-frame fusion between exon 2 of ETV6 and exon 2 of EVI1 is generated but the open reading frame of EVI1 is not disrupted.

#### **Abnormal protein**

In both fusion types, ETV6 contributes no known functional domain to the predicted chimeric protein.

#### **Oncogenesis**

Oncogenic potential of the translocation could be the result of the ETV6 promoter driving the transcription of EVI1, resulting in activation of the transcription factor EVI1, which is not normally expressed in hematopoietic cells.

### ***t(4;12) (p16;p13) FGFR3/ETV6***

#### **Disease**

Peripheral T-cell lymphoma

#### **Hybrid/Mutated gene**

Fusion of exon 5 of ETV6 to exon 10 of FGFR3.

#### **Abnormal protein**

Protein consists of the HLH domain of ETV6 and the tyrosine kinase domain of FGFR3.

#### **Oncogenesis**

Constitutive activation of the kinase activity of FGFR3.

### ***t(4;12)(q11;p13) CHIC2 (BTL)/ETV6***

#### **Note**

Rare but recurrent chromosomal abnormality. Ten cases with molecular analysis showed a CHIC2/ETV6 fusion gene.

#### **Disease**

AML (FAB type M0, M1, M2, therapy-related), RAEB.

#### **Hybrid/Mutated gene**

At least two different mechanisms.

First mechanism: In-frame fusion between CHIC2 exons 1-3 and exons 2-8 of the ETV6 gene.

Second mechanism: Breakpoints located in introns 1 and 2 of ETV6 but outside the CHIC2 gene, with no detectable CHIC2-ETV6 fusion gene.

#### **Abnormal protein**

Fusion protein contains both the HLH and ETS domains of ETV6 but no specific domain of CHIC2.

**Oncogenesis**

Ectopic expression of GSX2 detected in all cases studied, with or without the CHIC2-ETV6 fusion. GSX2 contains a homeobox domain very similar to the homeobox of the clustered HOX genes, which are involved in both normal and abnormal hematopoiesis. Overexpression of GSX2, but not CHIC2-ETV6 has transforming properties.

**t(5;12)(q31;p13) ACSL6/ETV6****Note**

Recurrent translocation occurring in various myeloid malignancies, often associated with eosinophilia. Only seven cases with molecular analysis.

**Disease**

Myelodysplastic syndrome (RAEB), AML, AEL, atypical CML, Polycythemia Vera.

**Hybrid/Mutated gene**

Different fusion genes are generated in four patients:

- in-frame fusion of exon 1 of ETV6 to the 3'UTR of ACSL6
- out-of-frame fusion of exon 2 of ETV6 to exon 11 of ACSL6
- out-of-frame fusion of exon 1 of ETV6 to exon 1 of ACSL6
- in-frame fusion of exon 1 of ETV6 to almost the complete ACSL6 (breakpoint at the 5' end of the ACSL6 gene).

**Oncogenesis**

Given the absence of a common in-frame fusion gene generated by the t(5;12)(q31;p13) and the heterogeneity in the localization of the ACSL6 breakpoints, no common fusion protein can explain the pathogenic character of the translocation. IL3, located near the breakpoint at 5q31, is ectopically expressed in the leukemic cells, leading to a proliferative defect.

**t(5;12)(q33;p13) PDGFRB/ETV6****Note**

Recurrent chromosomal abnormality (dozens of cases).

**Disease**

Myeloproliferative/myelodysplastic syndrome (usually referred as atypical Philadelphia-negative CML and CMML) with eosinophilia.

**Hybrid/Mutated gene**

Exon 4 of the ETV6 gene is generally fused in-frame to exon 11 of the PDGFRB gene.

Two cases showing a different fusion gene with the ETV6 breakpoint in intron 7.

**Abnormal protein**

Protein includes the HLH domain of ETV6 and the tyrosine kinase domain of PDGFRB.

In both cases showing a different fusion gene, the fusion protein retains the internal domain of ETV6 which has the ability to bind to corepressors and induce the transcription-repressive activity of ETV6.

**Oncogenesis**

Constitutive activation of the kinase activity of PDGFRB.

In both cases showing a different fusion gene, it is likely that the fusion protein acts differently from that observed in the other cases.

**t(6;12)(q23;p13) STL/ETV6****Note**

Only one case reported.

**Disease**

B-cell ALL.

**Hybrid/Mutated gene**

Fusion gene only retains the first two exons of ETV6.

**Abnormal protein**

Fusion protein contains no important domains (HLH or ETS) of ETV6.

**Oncogenesis**

It is likely that the truncated ETV6 contributes to leukemogenesis through ETV6 haploinsufficiency.

**t(7;12)(q36;p13) MNX1(HLXB9)/ETV6****Note**

Recurrent translocation found in 20 to 30% of AML children less than 18 months of age. The 7q36 breakpoint heterogeneity suggests that this translocation does not lead to the formation of a unique fusion gene. Six cases with molecular analysis showing a MNX1/ETV6 fusion.

**Disease**

AML

**Hybrid/Mutated gene**

5' MNX1-3' ETV6 resulting in a transcript in which MNX1 exon 1 is joined with ETV6 exon 3.

**Abnormal protein**

Protein contains the HLH and ETS domains of ETV6 but not the homeobox domain of MNX1.

**Oncogenesis**

It is thought that the chimeric protein acts as an aberrant transcription factor, which could affect both MNX1 and ETV6 pathways of transcription modulation.

**dic(9;12)(p13;p13) PAX5/ETV6****Note**

Nonrandom chromosome abnormality found in about 1% of childhood B-cell ALL.

**Disease**

ALL.

**Hybrid/Mutated gene**

5'PAX5-3'ETV6 transcript with fusion of exon 4 of PAX5 to exon 3 of ETV6.

**Abnormal protein**

The PAX5-ETV6 protein contains the "paired box" (DNA binding) domain of PAX5 fused to the HLH and ETS-binding domains of ETV6.

**Oncogenesis**

It is thought that the chimeric protein could act as an aberrant transcription factor, which could affect both PAX5 and ETV6 pathways of transcription modulation.

**t(9;12)(p24;p13) JAK2/ETV6****Note**

Only six cases described with ETV6/JAK2 fusion.

**Disease**

Pre-B ALL, atypical CML, T-cell ALL.

**Hybrid/Mutated gene**

Breakpoint variability: introns 4 and 5 of ETV6 and introns 12 and 17 of JAK2.

**Abnormal protein**

Protein retains the HLH domain of ETV6 but different domains of JAK2 (complete JH2 and JH1 in one case, only part of JH2 in the other).

**Oncogenesis**

Constitutive activation of the kinase activity of JAK2.

**t(9;12)(q22;p13) SYK/ETV6****Note**

Only two cases reported.

**Disease**

MDS.

**Hybrid/Mutated gene**

Chimeric gene fuses the first 5 exons of ETV6 with SYK starting with exon 5.

**Abnormal protein**

Fusion protein contains the HLH domain of ETV6 with part of the C-terminal SH2 and the complete protein kinase domain of SYK.

**Oncogenesis**

Constitutive activation of SYK kinase activity.

**t(9;12)(q34;p13) ABL1/ETV6****Note**

26 cases described with different hemopathies but eosinophilia is a common feature.

**Disease**

Acute myeloblastic leukemia (AML), chronic myelogenous leukemia (CML), B-cell acute lymphocytic leukemia (ALL), T-cell ALL, MDS (RAEB), chronic myeloproliferative neoplasm, Philadelphia chromosome-negative CML.

**Hybrid/Mutated gene**

Two ETV6-ABL1 transcripts are usually identified: one joining exon 5 of ETV6 to exon 2 of ABL1 and one joining ETV6 exon 4 to ABL1 exon 2.

**Abnormal protein**

The protein retains all three SH domains, including the tyrosine kinase domain, of ABL1 and the HLH domain of ETV6.

**Oncogenesis**

Tyrosine kinase activation of ABL1.

**t(10;12)(q24;p13) GOT1/ETV6****Note**

Two cases of MDS described.

**Disease**

MDS (RA and RAEB).

**Hybrid/Mutated gene**

Transcript containing exon 2 to exon 9 of GOT1 and the first 2 or 3 exons of ETV6.

**Abnormal protein**

Absence or truncation of the HLH domain of ETV6 in the protein.

**Oncogenesis**

Possibly inactivation of the wild type ETV6.

**t(12;13)(p13;q12) ETV6/CDX2****Note**

The t(12;13)(p13;q12-14) is a rare, but recurrent, translocation reported in a range of malignant hemopathies. However, it is evident from FISH studies that they are heterogeneous at the molecular level.

**Disease**

CML in transformation, myelodysplastic syndrome (MDS), acute non lymphocytic leukemia (ANLL), B and T- ALL. A sole case with ETV6/CDX2 fusion in a AML-M1.

**Hybrid/Mutated gene**

One in-frame fusion between exon 2 of ETV6 and exon 2 of CDX2; one fusion introducing an in-frame stop codon.

**Abnormal protein**

ETV6 contributes no functional domain to the fusion protein.

**Oncogenesis**

It is likely that the ETV6 promoter drives the transcription and ectopic activation of CDX2, which has leukemogenesis properties.

**t(12;13)(p13;q14) ETV6/TTL [not annotated gene in HGNC]****Note**

Identified in several cases of ALL and less frequently in acute or chronic myeloid malignancies.

**Disease**

A sole case with TTL/ETV6 fusion in a ALL.

**Hybrid/Mutated gene**

ETV6/TTL fusion transcript: 3' TTL sequence introduces an in-frame stop codon after the end of ETV6 exon 1.

TTL-ETV6 transcript is a direct in-frame fusion between TTL exon 5 and ETV6 exon 2.

**Abnormal protein**

No ETV6 functional domains in the ETV6/TTL protein; HLH and ETS domains conserved in TTL-ETV6 protein.

**Oncogenesis**

Chimeric protein could act as an aberrant transcription factor, affecting the ETV6 pathway of transcription modulation, or there could be a loss of function of ETV6 and/or TTL.

***t(12;15)(p13;q25) ETV6/NTRK3*****Disease**

Congenital Fibrosarcoma, Congenital Mesoblastic Nephroma (cellular and mixed variants), Secretory Ductal Carcinoma of Breast, rarely in AML (M0, M2) and chronic eosinophilia leukemia (1 case).

**Hybrid/Mutated gene**

5' ETV6-3' NTRK3.

**Abnormal protein**

Fusion protein retains the HLH domain of ETV6 and the protein tyrosine kinase (PTK) domain of NTRK3.

**Oncogenesis**

Constitutive active tyrosine kinase.

***t(12;17)(p13;p13) ETV6/PER1*****Disease**

Only one case of AML evolving from CMML.

**Hybrid/Mutated gene**

Fusion between exon 1 of the ETV6 gene and exon 22 and part of intron 21 of PER1.

**Abnormal protein**

No protein as PER1 has an antisense orientation.

**Oncogenesis**

It is proposed that PER1 inactivation or deregulated expression of genes located close to the breakpoint, such as HES7 or STK12, could contribute to leukemogenesis.

***t(12;21)(p13;q22) ETV6/RUNX1*****Note**

Most common structural chromosomal abnormality in pediatric common or B-cell acute lymphoblastic leukemia, accounting for about 20-25% of the cases.

**Disease**

Childhood B-cell (ALL).

**Hybrid/Mutated gene**

Fusion of the 5' region of ETV6 (from exon 1 to 5) with almost the entire coding region of RUNX1.

**Abnormal protein**

The fusion protein retains the HLH domain and the central repression domain of ETV6 as well as the RHD (Runt homology domain) and the transcription activation domain of RUNX1.

**Oncogenesis**

The ETV6-RUNX1 fusion protein retains the ability to bind the RUNX1 target sequences and functions as a histone deacetylase (HDAC)-dependent repressor, causing deregulation of the RUNX1 target genes. ETV6-RUNX1 is also likely to disrupt normal ETV6 functions through HLH-mediated heterodimerization.

***t(12;22)(p13;q11) MN1/ETV6*****Note**

Rare anomaly in myeloid hemopathies (6 cases with molecular analysis).

**Disease**

Myeloproliferative disorder, myelodysplastic syndrome, AML.

**Hybrid/Mutated gene**

Two different types of MN1/ETV6 fusion (types I and II).

**Abnormal protein**

Type I fusion protein contains almost the entire MN1 fused to ETV6 at a position N terminal to the HLH domain whereas type II fusion protein has only part of the HLH domain, making it nonfunctional. Both fusion types retain the ETS domain.

**Oncogenesis**

Could act as an altered transcription factor by activating ETV6-responsive transcription and/or inhibiting RAR-mediated transcription and/or being a dominant-negative suppressor of MN1.

***t(4;12)(q23;p13) ETV6/PDGFR A*****Note**

PDGFRA is a gene found to be fused with several partners in chronic eosinophilic leukemia.

**Disease**

Only one case of myeloproliferative neoplasm associated with hypereosinophilia and ETV6/PDGFR A fusion.

**Hybrid/Mutated gene**

In-frame fusion gene between ETV6 exon 6 and PDGFRA exon 11.

**Abnormal protein**

Protein retains most of ETV6, including the HLH domain and part of the ETS domain, fused to the WW-like domain and the kinase domain of PDGFRA.

**Oncogenesis**

Constitutive protein kinase activation.

***t(12;13)(p13;q12) ETV6/FLT3*****Note**

FLT3 is one of the most frequently mutated genes in hematological malignancies, being found in about 30% of AML patients and rarely in ALL patients.

**Disease**

Three cases of myeloproliferative neoplasm with hypereosinophilia associated with ETV6/FLT3 fusion.

**Hybrid/Mutated gene**

In-frame fusion gene between ETV6 exon 4 or exon 5 and FLT3 exon 14.

**Abnormal protein**

Protein retains the HLH domain of ETV6 and the tyrosine kinase domains of FLT3.

**Oncogenesis**

Constitutively tyrosine kinase activation.

***t(6;12)(q21;p13) ETV6/FRK*****Disease**

Only one case of AML-M4.

**Hybrid/Mutated gene**

ETV6 exon 4 fused in frame to exon 3 of FRK.

**Abnormal protein**

Chimeric protein composed of the HLH domain of ETV6 and most of the SH2 (likely to be nonfunctional) and the kinase domains of FRK.

**Oncogenesis**

Dual action of constitutively tyrosine kinase activation and dominant-negative effect on ETV6-mediated transcriptional repression.

***ins(12;8)(p13;q11q21) ETV6/LYN*****Disease**

Only one case of primary myelofibrosis associated with ETV6/LYN.

**Hybrid/Mutated gene**

Chimeric gene consists of the 5' region of ETV6 (breakpoint in intron 5) and the 3' region of LYN.

**Abnormal protein**

Protein retains the HLH domain of ETV6 and the tyrosine kinase domain of LYN.

**Oncogenesis**

Constitutively tyrosine kinase activation.

***inv(12)(p13q13) ETV6/PTPRR*****Disease**

Only one case of AML-M2 associated with ETV6/PTPRR.

**Hybrid/Mutated gene**

ETV6 exon 4 is fused to exon 7 of the PTPRR; 10

isoforms through alternative splicing.

**Abnormal protein**

A truncated ETV6 including the HLH domain but no functional domains of PTPRR due to frameshift and a chimeric ETV6-PTPRR protein that includes the HLH domain of ETV6 and the protein tyrosine phosphatase domain of PTPRR among others.

**Oncogenesis**

Dominant negative effect over transcriptional repression mediated by wild-type ETV6.

***t(8;12)(q13;p13) ETV6/NCOA2*****Disease**

Pediatric acute biphenotypic leukemia (6 cases with ETV6/NCOA2), adult T-ALL (1 case).

**Hybrid/Mutated gene**

Two different in-frame fusions are known:

- one between ETV6 exon 4 and NCOA2 exon 15 (five cases)
- one between ETV6 exon 5 and NCOA2 exon 14 (one case).

**Abnormal protein**

Protein consists of the HLH domain of ETV6 and the CBP interaction and the AD2 (transactivation domain 2) acetyltransferase domains of NCOA2.

**Oncogenesis**

It is hypothesized that the ETV6-NCOA2 protein acts as a modulator of the transcriptional activity of CBP-dependent activators or can recruit CBP to ETV6 target genes resulting in their constitutive activation.

***Cryptic rearrangement shown by FISH between 12p13 and 12q24 ETV6/BAZ2A in a t(?1;12)(q42;p13)*****Disease**

Only one case of pre-B ALL.

**Hybrid/Mutated gene**

Fusion of ETV6 and BAZ2A consisting of exons 1 and 2 of ETV6 and a sequence from intron 1 of BAZ2A.

**Abnormal protein**

No chimeric protein expected to be produced, but, maybe, a truncated ETV6.

**Oncogenesis**

It is likely that the truncated ETV6 contributes to leukemogenesis through ETV6 haploinsufficiency.

***t(5;12;22)(q13;p13;q11) ETV6/FCHO2*****Disease**

Only one case of AML-M1.

**Hybrid/Mutated gene**

Transcript consisting of ETV6 exons 1 and 2 with sequences of FCHO2.

**Abnormal protein**

No chimeric protein expected to be produced (genes in opposite orientations following the translocation), but, maybe, a truncated ETV6.

**Oncogenesis**

It is likely that the truncated ETV6 contributes to leukemogenesis through ETV6 haploinsufficiency.

***t(12;14)(p13;q32) ETV6/IGH co-localization*****Disease**

One case of pediatric pre-B ALL.

**Cytogenetics**

Co-localization of both ETV6 and IGH signals by FISH (no molecular analysis).

***t(12;22)(p13;q12) ETV6/EMID1*****Disease**

Only one case of AML-M2.

**Cytogenetics**

Co-localization of both ETV6 and EMID1 signals by FISH (no molecular analysis).

**Abnormal protein**

No chimeric protein expected to be produced (genes

in opposite orientations following the translocation), but, maybe, a truncated ETV6.

***t(12;17)(p13;q21) ETV6/RARA*****Disease**

Only one case of myelofibrosis evolved in AML.

**Cytogenetics**

Co-localization of both ETV6 and RARA signals by FISH (no molecular analysis).

**Abnormal protein**

No chimeric protein expected to be produced (genes in opposite orientations following the translocation), but, maybe, a truncated ETV6.

***t(5;12)(p13;p13) NIPBL/ETV6*****Disease**

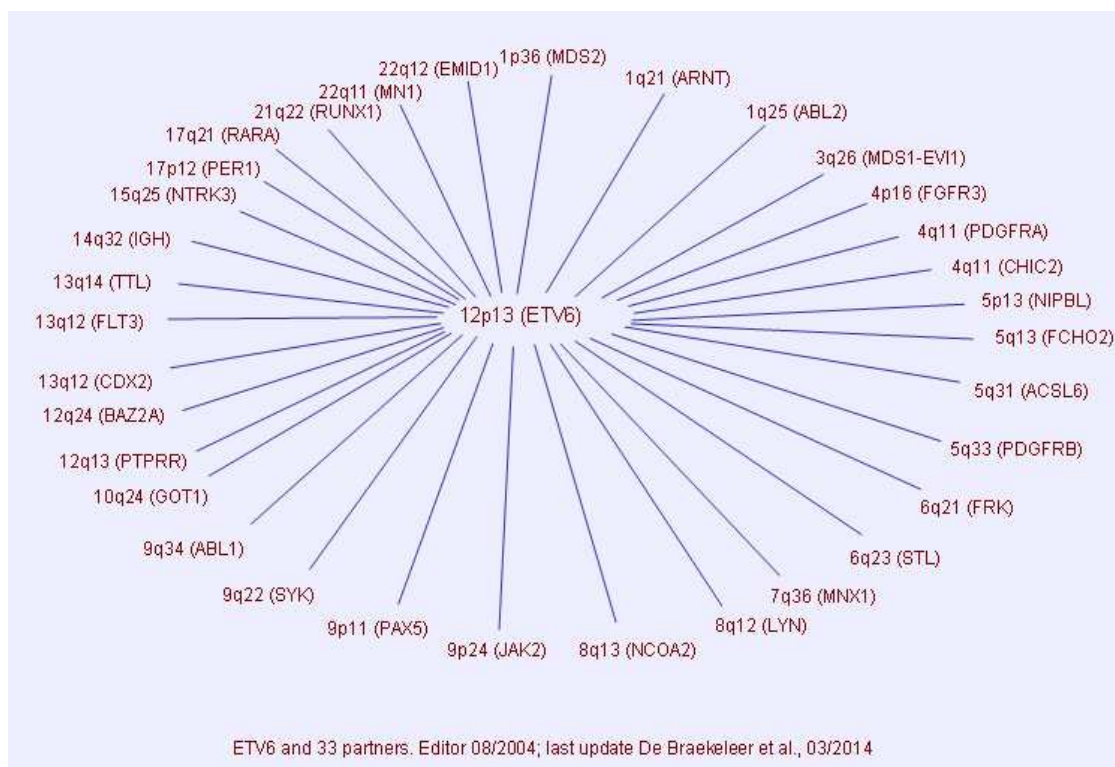
Only one case of acute megakaryoblastic leukemia (AML-M7).

**Cytogenetics**

Co-localization of both ETV6 and NIPBL signals by FISH (no molecular analysis).

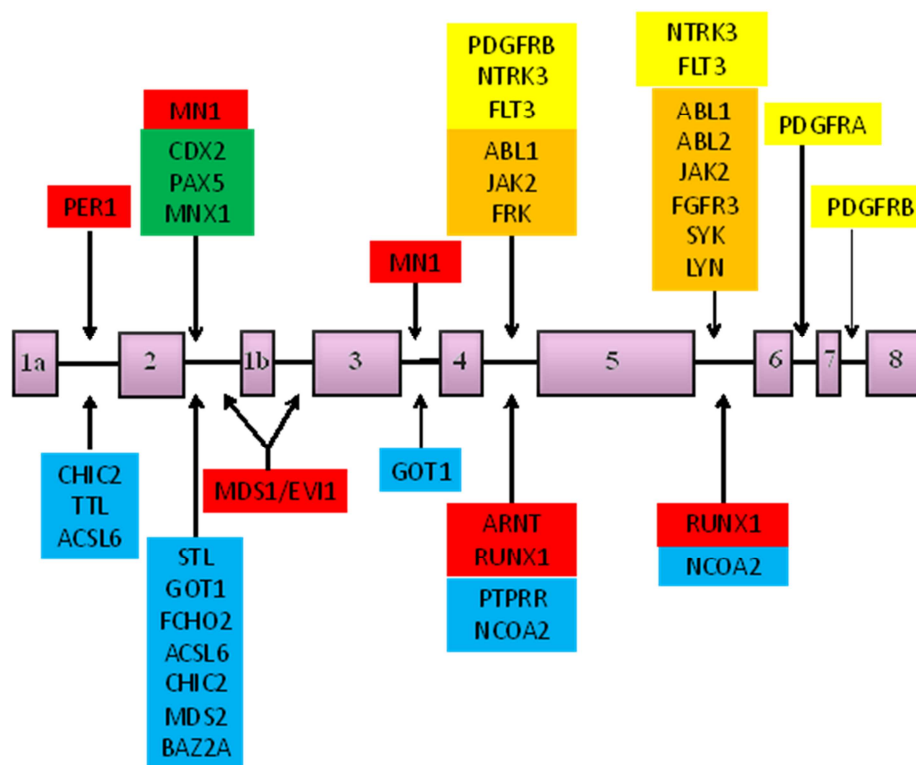
**Breakpoints**

See figures below.



**Chromosomal distribution of the 33 ETV6 partners thus far identified.**





**Physical map of the breakpoint distribution in the ETV6 gene.** Yellow boxes: receptor tyrosine kinase genes; orange boxes: non-receptor tyrosine kinase genes; red boxes: transcription factor genes; green boxes: homeobox genes; blue boxes: other genes. Reprinted from *Leukemia Research*, vol 36, De Braekeleer E. et al. ETV6 fusion genes in hematological malignancies: A review. Pages 945-961, 2012. With permission from Elsevier.

## References

- Snyder LC, Trusko SP, Freeman N, Eshleman JR, Fakharzadeh SS, George DL. A gene amplified in a transformed mouse cell line undergoes complex transcriptional processing and encodes a nuclear protein. *J Biol Chem*. 1988 Nov 15;263(32):17150-8
- Wessels JW, Fibbe WE, van der Keur D, Landegent JE, van der Plas DC, den Ottolander GJ, Roozendaal KJ, Beverstock GC. t(5;12)(q31;p12). A clinical entity with features of both myeloid leukemia and chronic myelomonocytic leukemia. *Cancer Genet Cytogenet*. 1993 Jan;65(1):7-11
- Golub TR, Barker GF, Lovett M, Gilliland DG. Fusion of PDGF receptor beta to a novel ets-like gene, tel, in chronic myelomonocytic leukemia with t(5;12) chromosomal translocation. *Cell*. 1994 Apr 22;77(2):307-16
- Buijs A, Sherr S, van Baal S, van Bezouw S, van der Plas D, Geurts van Kessel A, Riegman P, Lekanne Deprez R, Zwarthoff E, Hagemeijer A. Translocation (12;22)(p13;q11) in myeloproliferative disorders results in fusion of the ETS-like TEL gene on 12p13 to the MN1 gene on 22q11. *Oncogene*. 1995 Apr 20;10(8):1511-9
- Golub TR, Barker GF, Bohlander SK, Hiebert SW, Ward DC, Bray-Ward P, Morgan E, Raimondi SC, Rowley JD, Gilliland DG. Fusion of the TEL gene on 12p13 to the AML1 gene on 21q22 in acute lymphoblastic leukemia. *Proc Natl Acad Sci U S A*. 1995 May 23;92(11):4917-21
- Papadopoulos P, Ridge SA, Boucher CA, Stocking C, Wiedemann LM. The novel activation of ABL by fusion to an ets-related gene, TEL. *Cancer Res*. 1995 Jan 1;55(1):34-8
- Romana SP, Mauchauffé M, Le Coniat M, Chumakov I, Le Paslier D, Berger R, Bernard OA. The t(12;21) of acute lymphoblastic leukemia results in a tel-AML1 gene fusion. *Blood*. 1995 Jun 15;85(12):3662-70
- Romana SP, Poirel H, Leconiat M, Flexor MA, Mauchauffé M, Jonveaux P, Macintyre EA, Berger R, Bernard OA. High frequency of t(12;21) in childhood B-lineage acute lymphoblastic leukemia. *Blood*. 1995 Dec 1;86(11):4263-9
- Sato Y, Suto Y, Pietenpol J, Golub TR, Gilliland DG, Davis EM, Le Beau MM, Roberts JM, Vogelstein B, Rowley JD. TEL and KIP1 define the smallest region of deletions on 12p13 in hematopoietic malignancies. *Blood*. 1995 Aug 15;86(4):1525-33
- Baens M, Peeters P, Guo C, Aerssens J, Marynen P. Genomic organization of TEL: the human ETS-variant gene 6. *Genome Res*. 1996 May;6(5):404-13
- Brunel V, Sainy D, Carbuccia N, Mozziconacci M, Fernandez F, Simonetti J, Gabert J, Dubreuil P, Lafage-Pochitaloff M, Birg F. A TEL/ABL fusion gene on chromosome 12p13 in a case of Ph-, BCR-atypical CML. *Leukemia*. 1996;10:2003.
- Golub TR, Goga A, Barker GF, Afar DE, McLaughlin J, Bohlander SK, Rowley JD, Witte ON, Gilliland DG. Oligomerization of the ABL tyrosine kinase by the Ets protein TEL in human leukemia. *Mol Cell Biol*. 1996 Aug;16(8):4107-16.
- Raynaud SD, Baens M, Grosgeorge J, Rodgers K, Reid CD, Dainton M, Dyer M, Fuzibet JG, Gratecos N, Taillan B, Ayraud N, Marynen P. Fluorescence in situ hybridization analysis of t(3; 12)(q26; p13): a recurring chromosomal abnormality involving the TEL gene (ETV6) in myelodysplastic syndromes. *Blood*. 1996 Jul 15;88(2):682-9.

- Andreasson P, Johansson B, Carlsson M, Jarlsfelt I, Fioretos T, Mitelman F, Hoglund M.. BCR/ABL-negative chronic myeloid leukemia with ETV6/ABL fusion. *Genes Chromosomes Cancer*. 1997 Nov;20(3):299-304.
- Berger R, Le Coniat M, Lacronique V, Daniel MT, Lessard M, Berthou C, Marynen P, Bernard O.. Chromosome abnormalities of the short arm of chromosome 12 in hematopoietic malignancies: a report including three novel translocations involving the TEL/ETV6 gene. *Leukemia*. 1997 Sep;11(9):1400-3.
- Golub TR.. TEL gene rearrangements in myeloid malignancy. *Hematol Oncol Clin North Am*. 1997 Dec;11(6):1207-20. (REVIEW)
- Lacronique V, Boureux A, Valle VD, Poirel H, Quang CT, Mauchauffe M, Berthou C, Lessard M, Berger R, Ghysdael J, Bernard OA.. A TEL-JAK2 fusion protein with constitutive kinase activity in human leukemia. *Science*. 1997 Nov 14;278(5341):1309-12.
- Peeters P, Raynaud SD, Cools J, Wlodarska I, Grosgeorge J, Philip P, Monpoux F, Van Rompaey L, Baens M, Van den Berghe H, Marynen P.. Fusion of TEL, the ETS-variant gene 6 (ETV6), to the receptor-associated kinase JAK2 as a result of t(9;12) in a lymphoid and t(9;15;12) in a myeloid leukemia. *Blood*. 1997a Oct 1;90(7):2535-40.
- Peeters P, Wlodarska I, Baens M, Criel A, Selleslag D, Hagemeyer A, Van den Berghe H, Marynen P.. Fusion of ETV6 to MDS1/EV1 as a result of t(3;12)(q26;p13) in myeloproliferative disorders. *Cancer Res*. 1997b Feb 15;57(4):564-9.
- Suto Y, Sato Y, Smith SD, Rowley JD, Bohlander SK.. A t(6;12)(q23;p13) results in the fusion of ETV6 to a novel gene, STL, in a B-cell ALL cell line. *Genes Chromosomes Cancer*. 1997 Apr;18(4):254-68.
- Takeuchi S, Seriu T, Bartram CR, Golub TR, Reiter A, Miyoshi I, Gilliland DG, Koeffler HP.. TEL is one of the targets for deletion on 12p in many cases of childhood B-lineage acute lymphoblastic leukemia. *Leukemia*. 1997 Aug;11(8):1220-3.
- Wang LC, Kuo F, Fujiwara Y, Gilliland DG, Golub TR, Orkin SH.. Yolk sac angiogenic defect and intra-embryonic apoptosis in mice lacking the Ets-related factor TEL. *EMBO J*. 1997 Jul 16;16(14):4374-83.
- Knezevich SR, Garnett MJ, Pysher TJ, Beckwith JB, Grundy PE, Sorensen PH.. ETV6-NTRK3 gene fusions and trisomy 11 establish a histogenetic link between mesoblastic nephroma and congenital fibrosarcoma. *Cancer Res*. 1998 Nov 15;58(22):5046-8.
- Tosi S, Giudici G, Mosna G, Harbott J, Specchia G, Grosveld G, Privitera E, Kearney L, Biondi A, Cazzaniga G.. Identification of new partner chromosomes involved in fusions with the ETV6 (TEL) gene in hematologic malignancies. *Genes Chromosomes Cancer*. 1998 Mar;21(3):223-9.
- Wang LC, Swat W, Fujiwara Y, Davidson L, Visvader J, Kuo F, Alt FW, Gilliland DG, Golub TR, Orkin SH.. The TEL/ETV6 gene is required specifically for hematopoiesis in the bone marrow. *Genes Dev*. 1998 Aug 1;12(15):2392-402.
- Wlodarska I, La Starza R, Baens M, Dierlamm J, Uytendroek A, Selleslag D, Francine A, Mecucci C, Hagemeyer A, Van den Berghe H, Marynen P.. Fluorescence in situ hybridization characterization of new translocations involving TEL (ETV6) in a wide spectrum of hematologic malignancies. *Blood*. 1998 Feb 15;91(4):1399-406.
- Baens M, Wlodarska I, Corveleyn A, Hoornaert I, Hagemeyer A, Marynen P.. A physical, transcript, and deletion map of chromosome region 12p12.3 flanked by ETV6 and CDKN1B: hypermethylation of the LRP6 CpG island in two leukemia patients with hemizygous del(12p). *Genomics*. 1999 Feb 15;56(1):40-50.
- Cazzaniga G, Tosi S, Aloisi A, Giudici G, Daniotti M, Pioltelli P, Kearney L, Biondi A.. The tyrosine kinase abl-related gene ARG is fused to ETV6 in an AML-M4Eo patient with a t(1;12)(q25;p13): molecular cloning of both reciprocal transcripts. *Blood*. 1999 Dec 15;94(12):4370-3.
- Chakrabarti SR, Nucifora G.. The leukemia-associated gene TEL encodes a transcription repressor which associates with SMRT and mSin3A. *Biochem Biophys Res Commun*. 1999 Nov 2;264(3):871-7.
- Chase A, Reiter A, Burci L, Cazzaniga G, Biondi A, Pickard J, Roberts IA, Goldman JM, Cross NC.. Fusion of ETV6 to the caudal-related homeobox gene CDX2 in acute myeloid leukemia with the t(12;13)(p13;q12). *Blood*. 1999 Feb 1;93(3):1025-31.
- Coignet LJ, Lima CS, Min T, Streubel B, Swansbury J, Telford N, Swanton S, Bowen A, Nagai M, Catovsky D, Fonatsch C, Dyer MJ.. Myeloid- and lymphoid-specific breakpoint cluster regions in chromosome band 13q14 in acute leukemia. *Genes Chromosomes Cancer*. 1999 Jul;25(3):222-9.
- Cools J, Bilhou-Nabera C, Wlodarska I, Cabrol C, Talmant P, Bernard P, Hagemeyer A, Marynen P.. Fusion of a novel gene, BTL, to ETV6 in acute myeloid leukemias with a t(4;12)(q11-q12;p13). *Blood*. 1999 Sep 1;94(5):1820-4.
- Eguchi M, Eguchi-Ishimae M, Tojo A, Morishita K, Suzuki K, Sato Y, Kudoh S, Tanaka K, Setoyama M, Nagamura F, Asano S, Kamada N.. Fusion of ETV6 to neurotrophin-3 receptor TRKC in acute myeloid leukemia with t(12;15)(p13;q25). *Blood*. 1999 Feb 15;93(4):1355-63.
- Kuno Y, Abe A, Emi N, Iida M, Yamamori T, Tanimoto M, Saito H.. An atypical myelodysplastic syndrome with t(9;12)(q22;p12) and TEL gene rearrangement. *Br J Haematol*. 1999 Aug;106(2):570-1.
- Lopez RG, Carron C, Oury C, Gardellin P, Bernard O, Ghysdael J.. TEL is a sequence-specific transcriptional repressor. *J Biol Chem*. 1999 Oct 15;274(42):30132-8.
- Rubnitz JE, Pui CH, Downing JR.. The role of TEL fusion genes in pediatric leukemias. *Leukemia*. 1999 Jan;13(1):6-13. (REVIEW)
- Yagasaki F, Jinnai I, Yoshida S, Yokoyama Y, Matsuda A, Kusumoto S, Kobayashi H, Terasaki H, Ohyashiki K, Asou N, Murohashi I, Bessho M, Hirashima K.. Fusion of TEL/ETV6 to a novel ACS2 in myelodysplastic syndrome and acute myelogenous leukemia with t(5;12)(q31;p13). *Genes Chromosomes Cancer*. 1999 Nov;26(3):192-202.
- Buijs A, van Rompaey L, Molijn AC, Davis JN, Vertegaal AC, Potter MD, Adams C, van Baal S, Zwarthoff EC, Roussel MF, Grosveld GC.. The MN1-TEL fusion protein, encoded by the translocation (12;22)(p13;q11) in myeloid leukemia, is a transcription factor with transforming activity. *Mol Cell Biol*. 2000 Dec;20(24):9281-93.
- Guidez F, Petrie K, Ford AM, Lu H, Bennett CA, MacGregor A, Hannemann J, Ito Y, Ghysdael J, Greaves M, Wiedemann LM, Zelent A.. Recruitment of the nuclear receptor corepressor N-CoR by the TEL moiety of the childhood leukemia-associated TEL-AML1 oncoprotein. *Blood*. 2000 Oct 1;96(7):2557-61.
- Iijima Y, Ito T, Oikawa T, Eguchi M, Eguchi-Ishimae M, Kamada N, Kishi K, Asano S, Sakaki Y, Sato Y.. A new

- ETV6/TEL partner gene, ARG (ABL-related gene or ABL2), identified in an AML-M3 cell line with a t(1;12)(q25;p13) translocation. *Blood*. 2000 Mar 15;95(6):2126-31.
- Mavrothalassitis G, Ghysdael J.. Proteins of the ETS family with transcriptional repressor activity. *Oncogene*. 2000 Dec 18;19(55):6524-32. (REVIEW)
- Nishimura Y, Wada H, Mori A, Takatsuka H, Tamura A, Fujimori Y, Okamoto T, Takemoto Y, Kakishita E.. Detection of ETV6/MDS1/Evi-1 chimeric transcripts in a patient with acute myelocytic leukemia and t(3;12)(q26;p13) *Int J Hematol*. 2000 Jul;72(1):108-9.
- Salomon-Nguyen F, Della-Valle V, Mauchauffe M, Busson-Le Coniat M, Ghysdael J, Berger R, Bernard OA.. The t(1;12)(q21;p13) translocation of human acute myeloblastic leukemia results in a TEL-ARNT fusion. *Proc Natl Acad Sci U S A*. 2000 Jun 6;97(12):6757-62.
- Tosi S, Harbott J, Teigler-Schlegel A, Haas OA, Pirc-Danoewinata H, Harrison CJ, Biondi A, Cazzaniga G, Kempski H, Scherer SW, Kearney L.. t(7;12)(q36;p13), a new recurrent translocation involving ETV6 in infant leukemia. *Genes Chromosomes Cancer*. 2000 Dec;29(4):325-32. (REVIEW)
- Beverloo HB, Panagopoulos I, Isaksson M, van Wering E, van Drunen E, de Klein A, Johansson B, Slater R.. Fusion of the homeobox gene HLXB9 and the ETV6 gene in infant acute myeloid leukemias with the t(7;12)(q36;p13). *Cancer Res*. 2001 Jul 15;61(14):5374-7.
- Cazzaniga G, Daniotti M, Tosi S, Giudici G, Aloisi A, Pogliani E, Kearney L, Biondi A.. The paired box domain gene PAX5 is fused to ETV6/TEL in an acute lymphoblastic leukemia case. *Cancer Res*. 2001 Jun 15;61(12):4666-70.
- Kuno Y, Abe A, Emi N, Iida M, Yokozawa T, Towatari M, Tanimoto M, Saito H.. Constitutive kinase activation of the TEL-Syk fusion gene in myelodysplastic syndrome with t(9;12)(q22;p12). *Blood*. 2001 Feb 15;97(4):1050-5.
- Nakazato H, Shiozaki H, Zhou M, Nakatsu M, Motoji T, Mizoguchi H, Miyawaki S, Sato Y.. TEL/MN1 fusion in a de novo acute myeloid leukaemia-M2 patient who showed strong resistance to treatment. *Br J Haematol*. 2001 Jun;113(4):1079-81.
- Park KU, She CJ, Shin HY, Ahn HS, Kim CJ, Cho BK, Cho HI, Lee DS.. Low incidence of TEL/AML1 fusion and TEL deletion in Korean childhood acute leukemia by extra-signal fluorescence in situ hybridization. *Cancer Genet Cytogenet*. 2001 Apr 1;126(1):73-7.
- Slater RM, von Drunen E, Kroes WG, Weghuis DO, van den Berg E, Smit EM, van der Does-van den Berg A, van Wering E, Hahlen K, Carroll AJ, Raimondi SC, Beverloo HB.. t(7;12)(q36;p13) and t(7;12)(q32;p13)--translocations involving ETV6 in children 18 months of age or younger with myeloid disorders. *Leukemia*. 2001 Jun;15(6):915-20. (REVIEW)
- Van Limbergen H, Beverloo HB, van Drunen E, Janssens A, Hahlen K, Poppe B, Van Roy N, Marynen P, De Paepe A, Slater R, Speleman F.. Molecular cytogenetic and clinical findings in ETV6/ABL1-positive leukemia. *Genes Chromosomes Cancer*. 2001 Mar;30(3):274-82.
- Yagasaki F, Wakao D, Yokoyama Y, Uchida Y, Murohashi I, Kayano H, Taniwaki M, Matsuda A, Bessho M.. Fusion of ETV6 to fibroblast growth factor receptor 3 in peripheral T-cell lymphoma with a t(4;12)(p16;p13) chromosomal translocation. *Cancer Res*. 2001 Dec 1;61(23):8371-4.
- Bernardin F, Yang Y, Cleaves R, Zahurak M, Cheng L, Civin CI, Friedman AD.. TEL-AML1, expressed from t(12;21) in human acute lymphocytic leukemia, induces acute leukemia in mice. *Cancer Res*. 2002 Jul 15;62(14):3904-8.
- Cools J, Mentens N, Odero MD, Peeters P, Wlodarska I, Delforge M, Hagemeijer A, Marynen P.. Evidence for position effects as a variant ETV6-mediated leukemogenic mechanism in myeloid leukemias with a t(4;12)(q11-q12;p13) or t(5;12)(q31;p13). *Blood*. 2002 Mar 1;99(5):1776-84.
- Euhus DM, Timmons CF, Tomlinson GE.. ETV6-NTRK3--Trk-ing the primary event in human secretory breast cancer. *Cancer Cell*. 2002 Nov;2(5):347-8. (REVIEW)
- Griesinger F, Janke A, Podleschny M, Bohlander SK.. Identification of an ETV6-ABL2 fusion transcript in combination with an ETV6 point mutation in a T-cell acute lymphoblastic leukaemia cell line. *Br J Haematol*. 2002 Nov;119(2):454-8.
- Keung YK, Beaty M, Steward W, Jackle B, Pettnati M.. Chronic myelocytic leukemia with eosinophilia, t(9;12)(q34;p13), and ETV6-ABL gene rearrangement: case report and review of the literature. *Cancer Genet Cytogenet*. 2002 Oct 15;138(2):139-42. (REVIEW)
- La Starza R, Trubia M, Testoni N, Ottaviani E, Belloni E, Crescenzi B, Martelli M, Flandrin G, Pelicci PG, Mecucci C.. Clonal eosinophils are a morphologic hallmark of ETV6/ABL1 positive acute myeloid leukemia. *Haematologica*. 2002 Aug;87(8):789-94.
- Lin H, Guo JQ, Andreeff M, Arlinghaus RB.. Detection of dual TEL-ABL transcripts and a Tel-Abl protein containing phosphotyrosine in a chronic myeloid leukemia patient. *Leukemia*. 2002 Feb;16(2):294-7.
- Lu XY, Harris CP, Cooley L, Margolin J, Steuber PC, Sheldon M, Rao PH, Lau CC.. The utility of spectral karyotyping in the cytogenetic analysis of newly diagnosed pediatric acute lymphoblastic leukemia. *Leukemia*. 2002 Nov;16(11):2222-7.
- Nakamura Y, Nakazato H, Sato Y, Furusawa S, Mitani K.. Expression of the TEL/EV11 fusion transcript in a patient with chronic myelogenous leukemia with t(3;12)(q26;p13). *Am J Hematol*. 2002 Jan;69(1):80-2.
- O'Brien SG, Vieira SA, Connors S, Bown N, Chang J, Capdeville R, Melo JV.. Transient response to imatinib mesylate (STI571) in a patient with the ETV6-ABL t(9;12) translocation. *Blood*. 2002 May 1;99(9):3465-7.
- Odero MD, Vizmanos JL, Roman JP, Lahortiga I, Panizo C, Calasanz MJ, Zeleznik-Le NJ, Rowley JD, Novo FJ.. A novel gene, MDS2, is fused to ETV6/TEL in a t(1;12)(p36.1;p13) in a patient with myelodysplastic syndrome. *Genes Chromosomes Cancer*. 2002 Sep;35(1):11-9.
- Simmons HM, Oseth L, Nguyen P, O'Leary M, Conklin KF, Hirsch B.. Cytogenetic and molecular heterogeneity of t(7;12)(q36;p13) rearrangements in childhood AML. *Leukemia*. 2002 Dec;16(12):2408-16.
- Tognon C, Knezevich SR, Huntsman D, Roskelley CD, Melnyk N, Mathers JA, Becker L, Carneiro F, MacPherson N, Horsman D, Poremba C, Sorensen PH.. Expression of the ETV6-NTRK3 gene fusion as a primary event in human secretory breast carcinoma. *Cancer Cell*. 2002 Nov;2(5):367-76.
- Barbouti A, Ahlgren T, Johansson B, Hoglund M, Lassen C, Turesson I, Mitelman F, Fioretos T.. Clinical and genetic

- studies of ETV6/ABL1-positive chronic myeloid leukaemia in blast crisis treated with imatinib mesylate. *Br J Haematol.* 2003 Jul;122(1):85-93.
- Douet-Guilbert N, Morel F, Le Bris MJ, Herry A, Le Calvez G, Marion V, Abgrall JF, Berthou C, De Braekeleer M.. A fluorescence in situ hybridization study of TEL-AML1 fusion gene in B-cell acute lymphoblastic leukemia (1984-2001). *Cancer Genet Cytogenet.* 2003 Jul 15;144(2):143-7.
- Murga Penas EM, Cools J, Algenstaedt P, Hinz K, Seeger D, Schafhausen P, Schilling G, Marynen P, Hossfeld DK, Dierlamm J.. A novel cryptic translocation t(12;17)(p13;p12-p13) in a secondary acute myeloid leukemia results in a fusion of the ETV6 gene and the antisense strand of the PER1 gene. *Genes Chromosomes Cancer.* 2003 May;37(1):79-83.
- Qiao Y, Ogawa S, Hangaishi A, Yuji K, Izutsu K, Kunisato A, Imai Y, Wang L, Hosoya N, Nannya Y, Sato Y, Maki K, Mitani K, Hirai H.. Identification of a novel fusion gene, TTL, fused to ETV6 in acute lymphoblastic leukemia with t(12;13)(p13;q14), and its implication in leukemogenesis. *Leukemia.* 2003 Jun;17(6):1112-20.
- Strehl S, Konig M, Dworzak MN, Kalwak K, Haas OA.. PAX5/ETV6 fusion defines cytogenetic entity dic(9;12)(p13;p13). *Leukemia.* 2003 Jun;17(6):1121-3.
- Tosi S, Hughes J, Scherer SW, Nakabayashi K, Harbott J, Haas OA, Cazzaniga G, Biondi A, Kempinski H, Kearney L.. Heterogeneity of the 7q36 breakpoints in the t(7;12) involving ETV6 in infant leukemia. *Genes Chromosomes Cancer.* 2003 Oct;38(2):191-200.
- Belloni E, Trubia M, Mancini M, Derme V, Nanni M, Lahortiga I, Riccioni R, Confalonieri S, Lo-Coco F, Di Fiore PP, Pelicci PG.. A new complex rearrangement involving the ETV6, LOC115548, and MN1 genes in a case of acute myeloid leukemia. *Genes Chromosomes Cancer.* 2004 Nov;41(3):272-7.
- Rawat VP, Cusan M, Deshpande A, Hiddemann W, Quintanilla-Martinez L, Humphries RK, Bohlander SK, Feuring-Buske M, Buske C.. Ectopic expression of the homeobox gene Cdx2 is the transforming event in a mouse model of t(12;13)(p13;q12) acute myeloid leukemia. *Proc Natl Acad Sci U S A.* 2004 Jan 20;101(3):817-22. Epub 2004 Jan 12.
- Tsuzuki S, Seto M, Greaves M, Enver T.. Modeling first-hit functions of the t(12;21) TEL-AML1 translocation in mice. *Proc Natl Acad Sci U S A.* 2004 Jun 1;101(22):8443-8. Epub 2004 May 20.
- Zelent A, Greaves M, Enver T.. Role of the TEL-AML1 fusion gene in the molecular pathogenesis of childhood acute lymphoblastic leukaemia. *Oncogene.* 2004 May 24;23(24):4275-83. (REVIEW)
- Barjesteh van Waalwijk van Doorn-Khosrovani S, Spensberger D, de Knecht Y, Tang M, Lowenberg B, Delwel R.. Somatic heterozygous mutations in ETV6 (TEL) and frequent absence of ETV6 protein in acute myeloid leukemia. *Oncogene.* 2005 Jun 9;24(25):4129-37.
- Chen B, Zhao WL, Jin J, Xue YQ, Cheng X, Chen XT, Cui J, Chen ZM, Cao Q, Yang G, Yao Y, Xia HL, Tong JH, Li JM, Chen J, Xiong SM, Shen ZX, Waxman S, Chen Z, Chen SJ.. Clinical and cytogenetic features of 508 Chinese patients with myelodysplastic syndrome and comparison with those in Western countries. *Leukemia.* 2005 May;19(5):767-75.
- Hosoya N, Qiao Y, Hangaishi A, Wang L, Nannya Y, Sanada M, Kurokawa M, Chiba S, Hirai H, Ogawa S.. Identification of a SRC-like tyrosine kinase gene, FRK, fused with ETV6 in a patient with acute myelogenous leukemia carrying a t(6;12)(q21;p13) translocation. *Genes Chromosomes Cancer.* 2005 Mar;42(3):269-79.
- Kuchenbauer F, Schoch C, Holler E, Haferlach T, Hiddemann W, Schnittger S.. A rare case of acute myeloid leukemia with a CHIC2-ETV6 fusion gene and multiple other molecular aberrations. *Leukemia.* 2005 Dec;19(12):2366-8.
- Meyer-Monard S, Muhlematter D, Streit A, Chase AJ, Gratwohl A, Cross NC, Jotterand M, Tichelli A.. Broad molecular screening of an unclassifiable myeloproliferative disorder reveals an unexpected ETV6/ABL1 fusion transcript. *Leukemia.* 2005 Jun;19(6):1096-9.
- Nakamura F, Nakamura Y, Maki K, Sato Y, Mitani K.. Cloning and characterization of the novel chimeric gene TEL/PTPRR in acute myelogenous leukemia with inv(12)(p13q13). *Cancer Res.* 2005 Aug 1;65(15):6612-21.
- Tirado CA, Sebastian S, Moore JO, Gong JZ, Goodman BK.. Molecular and cytogenetic characterization of a novel rearrangement involving chromosomes 9, 12, and 17 resulting in ETV6 (TEL) and ABL fusion. *Cancer Genet Cytogenet.* 2005 Feb;157(1):74-7.
- Uren A, Toretsky JA.. Pediatric malignancies provide unique cancer therapy targets. *Curr Opin Pediatr.* 2005 Feb;17(1):14-9. (REVIEW)
- Janssen H, Wlodarska I, Mecucci C, Hagemeijer A, Vandenberghe P, Marynen P, Cools J.. Fusion of ETV6 to GOT1 in a case with myelodysplastic syndrome and t(10;12)(q24;p13). *Haematologica.* 2006 Jul;91(7):949-51. Epub 2006 Jun 1.
- Murati A, Adelaide J, Gelsi-Boyer V, Etienne A, Remy V, Fezoui H, Sainty D, Xerri L, Vey N, Olschwang S, Birnbaum D, Chaffanet M, Mozziconacci MJ.. t(5;12)(q23-31;p13) with ETV6-ACSL6 gene fusion in polycythemia vera. *Leukemia.* 2006 Jun;20(6):1175-8.
- Panagopoulos I, Strombeck B, Isaksson M, Heldrup J, Olofsson T, Johansson B.. Fusion of ETV6 with an intronic sequence of the BAZ2A gene in a paediatric pre-B acute lymphoblastic leukaemia with a cryptic chromosome 12 rearrangement. *Br J Haematol.* 2006 May;133(3):270-5.
- von Bergh AR, van Drunen E, van Wering ER, van Zutven LJ, Hainmann I, Lonnerholm G, Meijerink JP, Pieters R, Beverloo HB.. High incidence of t(7;12)(q36;p13) in infant AML but not in infant ALL, with a dismal outcome and ectopic expression of HLXB9. *Genes Chromosomes Cancer.* 2006 Aug;45(8):731-9.
- Vu HA, Xinh PT, Masuda M, Motoji T, Toyoda A, Sakaki Y, Tokunaga K, Sato Y.. FLT3 is fused to ETV6 in a myeloproliferative disorder with hypereosinophilia and a t(12;13)(p13;q12) translocation. *Leukemia.* 2006 Aug;20(8):1414-21. Epub 2006 Jun 8.
- Chen S, Xue Y, Zhu X, Wu Y, Pan J.. Minimally differentiated acute myeloid leukemia with t(12;22)(p13;q11) translocation showing primary multidrug resistance and expressing multiple multidrug-resistant proteins. *Acta Haematol.* 2007;118(1):38-41. Epub 2007 Apr 27.
- Curtis CE, Grand FH, Musto P, Clark A, Murphy J, Perla G, Minervini MM, Stewart J, Reiter A, Cross NC.. Two novel imatinib-responsive PDGFRA fusion genes in chronic eosinophilic leukaemia. *Br J Haematol.* 2007a Jul;138(1):77-81.
- Curtis CE, Grand FH, Waghorn K, Sahoo TP, George J, Cross NC.. A novel ETV6-PDGFRB fusion transcript missed by standard screening in a patient with an imatinib

- responsive chronic myeloproliferative disease. *Leukemia*. 2007b Aug;21(8):1839-41. Epub 2007 May 17.
- Grand FH, Iqbal S, Zhang L, Russell NH, Chase A, Cross NC.. A constitutively active SPTBN1-FLT3 fusion in atypical chronic myeloid leukemia is sensitive to tyrosine kinase inhibitors and immunotherapy. *Exp Hematol*. 2007 Nov;35(11):1723-7. Epub 2007 Aug 30.
- Katsura Y, Suzukawa K, Nanmoku T, Nemoto N, Machino T, Obara N, Okoshi Y, Mukai HY, Hasegawa Y, Kojima H, Kawakami Y, Nagasawa T.. Myelodysplastic syndrome accompanied by basophilia and eosinophilia with t(5;12)(q31;p13). *Cancer Genet Cytogenet*. 2007 Oct 1;178(1):85-8.
- Mozziconacci MJ, Sainy D, Chabannon C.. A fifteen-year cytogenetic remission following interferon treatment in a patient with an indolent ETV6-ABL positive myeloproliferative syndrome. *Am J Hematol*. 2007 Jul;82(7):688-9.
- Tokita K, Maki K, Tadokoro J, Nakamura Y, Arai Y, Sasaki K, Eguchi-Ishimae M, Eguchi M, Mitani K.. Chronic idiopathic myelofibrosis expressing a novel type of TEL-PDGFRB chimaera responded to imatinib mesylate therapy. *Leukemia*. 2007 Jan;21(1):190-2. Epub 2006 Nov 23.
- Baeumler J, Szuhai K, Falkenburg JH, van Schie ML, Ottmann OG, Nijmeijer BA.. Establishment and cytogenetic characterization of a human acute lymphoblastic leukemia cell line (ALL-VG) with ETV6/ABL1 rearrangement. *Cancer Genet Cytogenet*. 2008 Aug;185(1):37-42. doi: 10.1016/j.cancergencyto.2008.05.001.
- Hauer J, Tosi S, Schuster FR, Harbott J, Kolb HJ, Borkhardt A.. Graft versus leukemia effect after haploidentical HSCT in a MLL-negative infant AML with HLXB9/ETV6 rearrangement. *Pediatr Blood Cancer*. 2008 Apr;50(4):921-3.
- Kawamata N, Dashti A, Lu D, Miller B, Koeffler HP, Schreck R, Moore S, Ogawa S.. Chronic phase of ETV6-ABL1 positive CML responds to imatinib. *Genes Chromosomes Cancer*. 2008 Oct;47(10):919-21. doi: 10.1002/gcc.20593.
- Silva FP, Morolli B, Storlazzi CT, Zagaria A, Impera L, Klein B, Vrieling H, Kluin-Nelemans HC, Giphart-Gassler M.. ETV6 mutations and loss in AML-M0. *Leukemia*. 2008 Aug;22(8):1639-43. doi: 10.1038/leu.2008.34. Epub 2008 Feb 28.
- Strehl S, Nebral K, Konig M, Harbott J, Strobl H, Ratei R, Struski S, Bielora B, Lessard M, Zimmermann M, Haas OA, Izraeli S.. ETV6-NCOA2: a novel fusion gene in acute leukemia associated with coexpression of T-lymphoid and myeloid markers and frequent NOTCH1 mutations. *Clin Cancer Res*. 2008 Feb 15;14(4):977-83. doi: 10.1158/1078-0432.CCR-07-4022.
- Struski S, Mauvieux L, Gervais C, Helias C, Liu KL, Lessard M.. ETV6/GOT1 fusion in a case of t(10;12)(q24;p13)-positive myelodysplastic syndrome. *Haematologica*. 2008 Mar;93(3):467-8. doi: 10.3324/haematol.11988.
- Taketani T, Taki T, Sako M, Ishii T, Yamaguchi S, Hayashi Y.. MNX1-ETV6 fusion gene in an acute megakaryoblastic leukemia and expression of the MNX1 gene in leukemia and normal B cell lines. *Cancer Genet Cytogenet*. 2008 Oct 15;186(2):115-9. doi: 10.1016/j.cancergencyto.2008.06.009.
- Kelly JC, Shahbazi N, Scheerle J, Jahn J, Suchen S, Christacos NC, Mowrey PN, Witt MH, Hostetter A, Meloni-Ehrig AM.. Insertion (12;9)(p13;q34q34): a cryptic rearrangement involving ABL1/ETV6 fusion in a patient with Philadelphia-negative chronic myeloid leukemia. *Cancer Genet Cytogenet*. 2009 Jul;192(1):36-9. doi: 10.1016/j.cancergencyto.2009.02.012.
- Nand R, Bryke C, Kroft SH, Divgi A, Bredeson C, Atallah E.. Myeloproliferative disorder with eosinophilia and ETV6-ABL gene rearrangement: efficacy of second-generation tyrosine kinase inhibitors. *Leuk Res*. 2009 Aug;33(8):1144-6. doi: 10.1016/j.leukres.2009.03.011. Epub 2009 Apr 25.
- Park J, Kim M, Lim J, Kim Y, Han K, Lee J, Chung NG, Cho B, Kim HK.. Three-way complex translocations in infant acute myeloid leukemia with t(7;12)(q36;p13): the incidence and correlation of a HLXB9 overexpression. *Cancer Genet Cytogenet*. 2009 Jun;191(2):102-5. doi: 10.1016/j.cancergencyto.2009.02.007.
- Erben P, Gosenca D, Muller MC, Reinhard J, Score J, Del Valle F, Walz C, Mix J, Metzgeroth G, Ernst T, Haferlach C, Cross NC, Hochhaus A, Reiter A.. Screening for diverse PDGFRA or PDGFRB fusion genes is facilitated by generic quantitative reverse transcriptase polymerase chain reaction analysis. *Haematologica*. 2010 May;95(5):738-44. doi: 10.3324/haematol.2009.016345. Epub 2010 Jan 27.
- Liang DC, Shih LY, Yang CP, Hung IJ, Liu HC, Jaing TH, Yeh TC, Liang ST, Chang CL, Lee EH, Lai CL, Chang WH.. Frequencies of ETV6-RUNX1 fusion and hyperdiploidy in pediatric acute lymphoblastic leukemia are lower in far east than west. *Pediatr Blood Cancer*. 2010 Sep;55(3):430-3. doi: 10.1002/psc.22628.
- Malone A, Langabeer S, O'Marcaigh A, Storey L, Bacon CL, Smith OP.. A doctor(s) dilemma: ETV6-ABL1 positive acute lymphoblastic leukaemia. *Br J Haematol*. 2010 Oct;151(1):101-2. doi: 10.1111/j.1365-2141.2010.08323.x. Epub 2010 Jul 7.
- Otsubo K, Kanegane H, Eguchi M, Eguchi-Ishimae M, Tamura K, Nomura K, Abe A, Ishii E, Miyawaki T.. ETV6-ARNT fusion in a patient with childhood T lymphoblastic leukemia. *Cancer Genet Cytogenet*. 2010 Oct 1;202(1):22-6. doi: 10.1016/j.cancergencyto.2010.07.121.
- Tanaka H, Takeuchi M, Takeda Y, Sakai S, Abe D, Ohwada C, Sakaida E, Shimizu N, Saito Y, Miyagi S, Iwama A, Nakaseko C.. Identification of a novel TEL-Lyn fusion gene in primary myelofibrosis. *Leukemia*. 2010 Jan;24(1):197-200. doi: 10.1038/leu.2009.167. Epub 2009 Aug 27.
- Zuna J, Zaliova M, Muzikova K, Meyer C, Lizcova L, Zemanova Z, Brezinova J, Votava F, Marschalek R, Stary J, Trka J.. Acute leukemias with ETV6/ABL1 (TEL/ABL) fusion: poor prognosis and prenatal origin. *Genes Chromosomes Cancer*. 2010 Oct;49(10):873-84. doi: 10.1002/gcc.20796.
- Bejar R, Stevenson K, Abdel-Wahab O, Galili N, Nilsson B, Garcia-Manero G, Kantarjian H, Raza A, Levine RL, Neuberg D, Ebert BL.. Clinical effect of point mutations in myelodysplastic syndromes. *N Engl J Med*. 2011 Jun 30;364(26):2496-506. doi: 10.1056/NEJMoa1013343.
- De Braekeleer E, Douet-Guilbert N, Morel F, Le Bris MJ, Ferec C, De Braekeleer M.. RUNX1 translocations and fusion genes in malignant hemopathies. *Future Oncol*. 2011a Jan;7(1):77-91. doi: 10.2217/fon.10.158. (REVIEW)
- De Braekeleer E, Douet-Guilbert N, Rowe D, Bown N, Morel F, Berthou C, Ferec C, De Braekeleer M.. ABL1 fusion genes in hematological malignancies: a review. *Eur J Haematol*. 2011b May;86(5):361-71. doi: 10.1111/j.1600-0609.2011.01586.x. Epub 2011 Mar 23. (REVIEW)
- Forghieri F, Morselli M, Potenza L, Maccaferri M, Pedrazzi L, Paolini A, Bonacorsi G, Artusi T, Giacobbi F, Corradini

G, Barozzi P, Zucchini P, Marasca R, Narni F, Crescenzi B, Mecucci C, Falini B, Torelli G, Luppi M.. Chronic eosinophilic leukaemia with ETV6-NTRK3 fusion transcript in an elderly patient affected with pancreatic carcinoma. *Eur J Haematol.* 2011 Apr;86(4):352-5. doi: 10.1111/j.1600-0609.2011.01576.x.

Kralik JM, Kranewitter W, Boesmueller H, Marschon R, Tschurtschenthaler G, Rumpold H, Wiesinger K, Erdel M, Petzer AL, Webersinke G.. Characterization of a newly identified ETV6-NTRK3 fusion transcript in acute myeloid leukemia. *Diagn Pathol.* 2011 Mar 15;6:19. doi: 10.1186/1746-1596-6-19.

Nofrini V, Berchicci L, La Starza R, Gorello P, Di Giacomo D, Arcioni F, Pierini V, Crescenzi B, Romoli S, Matteucci C, Mecucci C.. MN1-ETV6 fusion gene arising from MDS with 5q-. *Leuk Res.* 2011 Jul;35(7):e123-6. doi: 10.1016/j.leukres.2011.03.019. Epub 2011 May 19.

Perna F, Abdel-Wahab O, Levine RL, Jhanwar SC, Imada K, Nimer SD.. ETV6-ABL1-positive "chronic myeloid leukemia": clinical and molecular response to tyrosine kinase inhibition. *Haematologica.* 2011 Feb;96(2):342-3. doi: 10.3324/haematol.2010.036673. Epub 2010 Dec 29.

Takeda Y, Nakaseko C, Tanaka H, Takeuchi M, Yui M, Saraya A, Miyagi S, Wang C, Tanaka S, Ohwada C, Sakaida E, Yamaguchi N, Yokote K, Hennighausen L, Iwama A.. Direct activation of STAT5 by ETV6-LYN fusion

protein promotes induction of myeloproliferative neoplasm with myelofibrosis. *Br J Haematol.* 2011 Jun;153(5):589-98. doi: 10.1111/j.1365-2141.2011.08663.x. Epub 2011 Apr 15.

Walz C, Erben P, Ritter M, Bloor A, Metzgeroth G, Telford N, Haferlach C, Haferlach T, Gesk S, Score J, Hofmann WK, Hochhaus A, Cross NC, Reiter A.. Response of ETV6-FLT3-positive myeloid/lymphoid neoplasm with eosinophilia to inhibitors of FMS-like tyrosine kinase 3. *Blood.* 2011 Aug 25;118(8):2239-42. doi: 10.1182/blood-2011-03-343426. Epub 2011 Jun 24.

Zaliova M, Meyer C, Cario G, Vaskova M, Marschalek R, Stary J, Zuna J, Trka J.. TEL/AML1-positive patients lacking TEL exon 5 resemble canonical TEL/AML1 cases. *Pediatr Blood Cancer.* 2011 Feb;56(2):217-25. doi: 10.1002/pbc.22686. Epub 2010 Oct 22.

De Braekeleer E, Douet-Guilbert N, Morel F, Le Bris MJ, Basinko A, De Braekeleer M.. ETV6 fusion genes in hematological malignancies: a review. *Leuk Res.* 2012 Aug;36(8):945-61. doi: 10.1016/j.leukres.2012.04.010. Epub 2012 May 12. (REVIEW)

---

*This article should be referenced as such:*

De Braekeleer E, Douet-Guilbert N, De Braekeleer M. ETV6 (ets variant 6). *Atlas Genet Cytogenet Oncol Haematol.* 2014; 18(12):886-899.

---